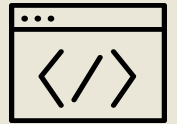




your options



for job searching

1 ENTRY-LEVEL

Entry-level job portals focused on college hiring, such as ePACK, Piazza, Handshake, Canvas, Ripplematch



2 INDUSTRY/AFFINITY

Industry specific search, affinity groups, domain focused platforms

Explore jobs in industries where you have interest such as healthcare, financial management, etc!



3 GEOGRAPHIC

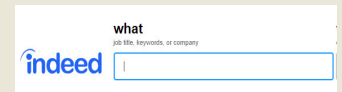
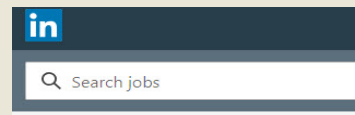
Find location specific job search tools like regional orgs and tools that help you research employers in an area

Think of your top three employment location (i.e., Washington, California, RTP) & find related boards.




4 LARGE JOB BOARDS

Don't forget about resources like Indeed, LinkedIn, Google Jobs, and Glassdoor



5 NETWORKING

Plan to attend networking events. Use LinkedIn to connect, reconnect, & engage in discussion of topics in your field.



6 INTERVIEW PREP

Prep for interviews and make updates to application materials if needed

Attend interview practice sessions, take turns practicing with friends, and use resources like LeetCode or HackerRank

7 DAY OFF

Rest!! Self care is important for students who are also job seekers

Each day you should spend time working on your search.

- Mix & match 1-2 tiles a day
- To avoid burnout, take your rest day! Opportunities are added throughout the year.